

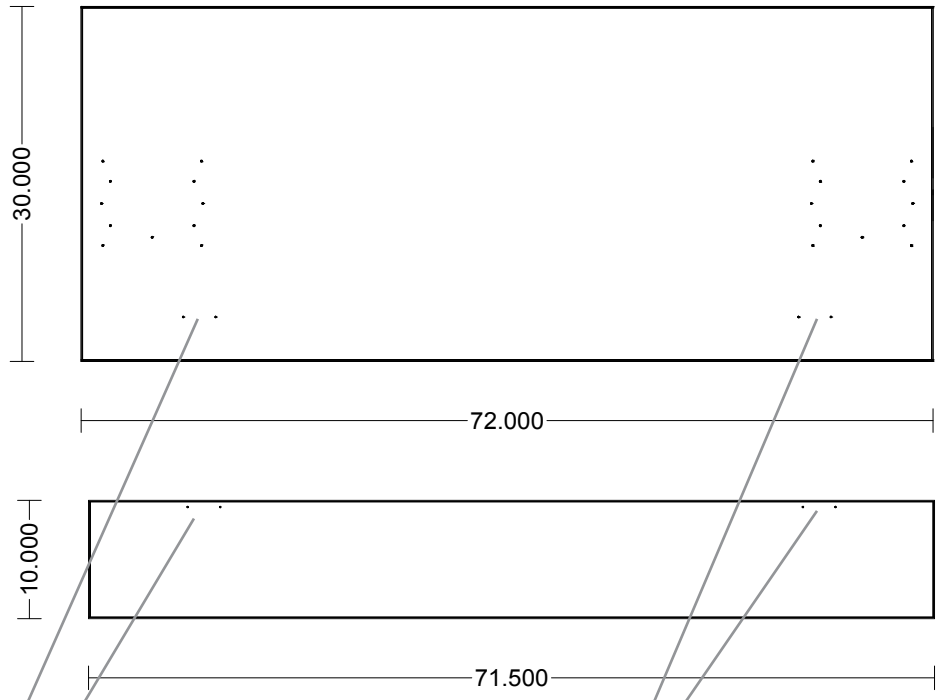


Install Modesty Panel

Install the modesty panel with two hinges, using four 1/2" wood screws each. With the top and modesty panel laid on the carpeted or blanketed floor, install the padded half of the hinge to the modesty panel, then install the other half of the hinge to the table top. Pilot holes are drilled in the locations shown.



SMARTDESKS

www.smartdesks.com
800 770 7042